

A Parent's Guide to Google Classroom



A step-by-step guide to understanding
Google Classroom and helping your child to
be successful

Accessing Google Classroom and any of its applications is now easier than ever!!

As a parent, you will be able to access your child's teacher Google Classroom from anywhere.

- Using your internet browser (Google Chrome will work best for this), go to classroom.google.com.
- iPhone
- Android
- Tablet

If using your mobile device or tablet download the following free apps:

Google Classroom



Google Docs



Google Slides



Accessing Google Classroom

How do I find my child's classes?

At this time, the easiest way to locate your child's Google Classrooms is to log in using their school Google account.

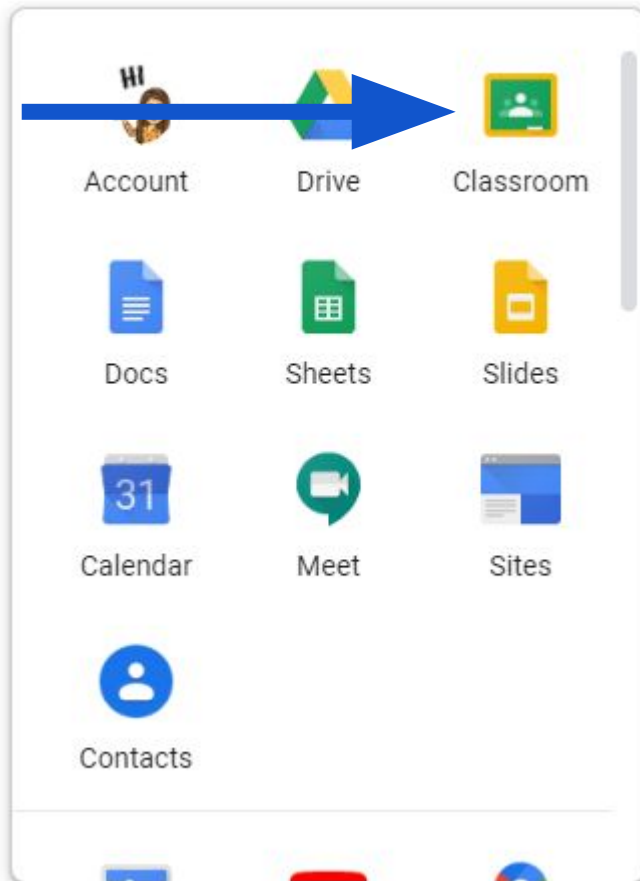
Follow the steps below to locate all of your child's classes:

1. Log in to Google with your child's school email account.
2. Locate the "waffle" or Google Apps icon and select Google Classroom from the drop down menu.

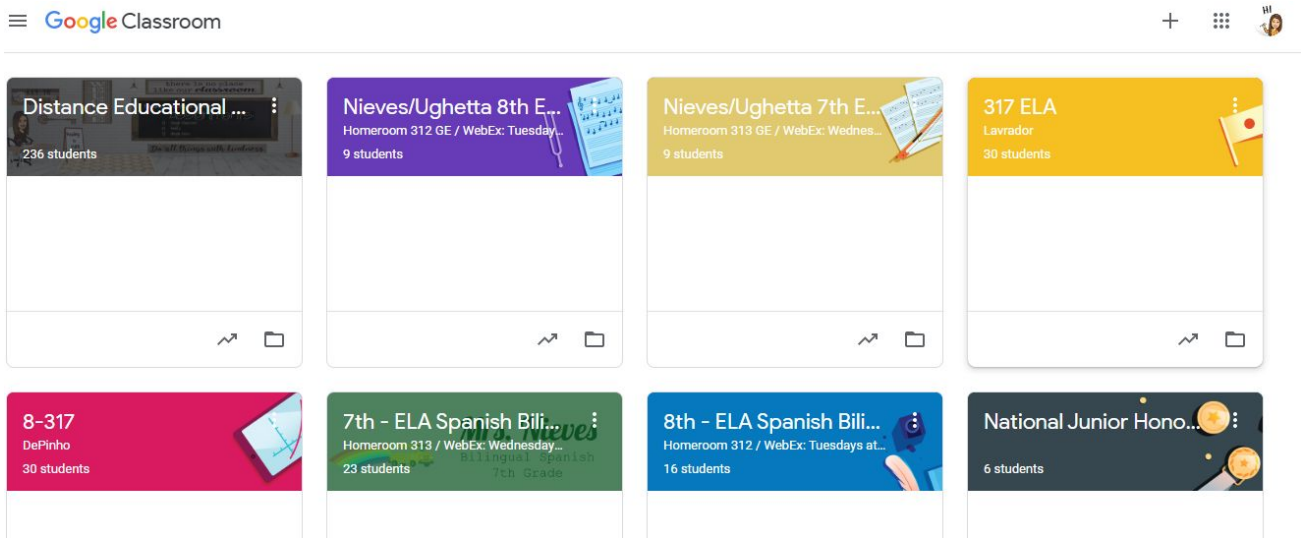
Google Apps Icon



Google Classroom Icon



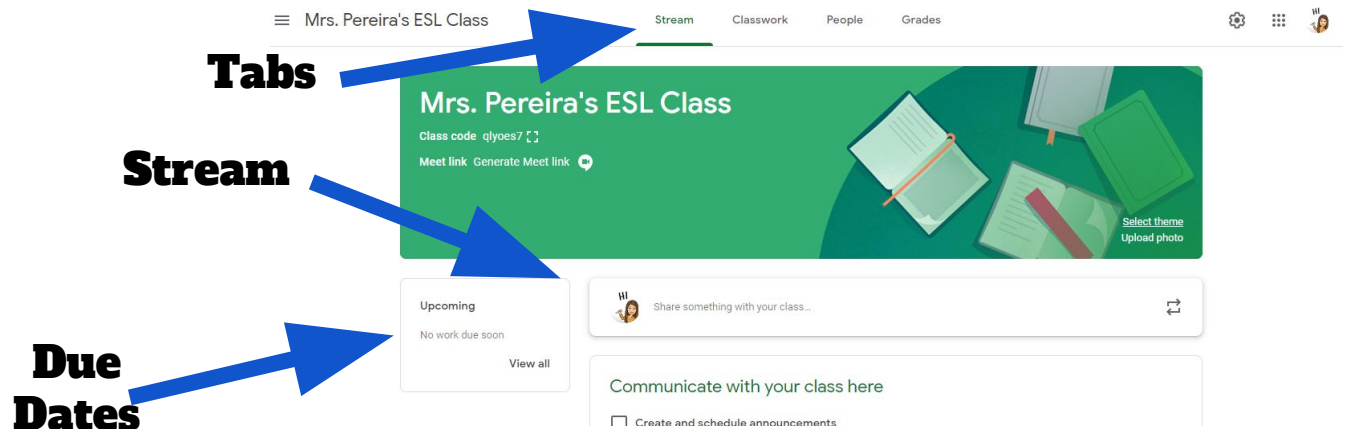
3. This will take you to all of the classes that your child has joined. Click on any class to enter or click on the icon in the upper left corner to see a list of classes and switch between classes.



Your Child's Google Classroom Main Page


What information is on the main page and how is it organized?

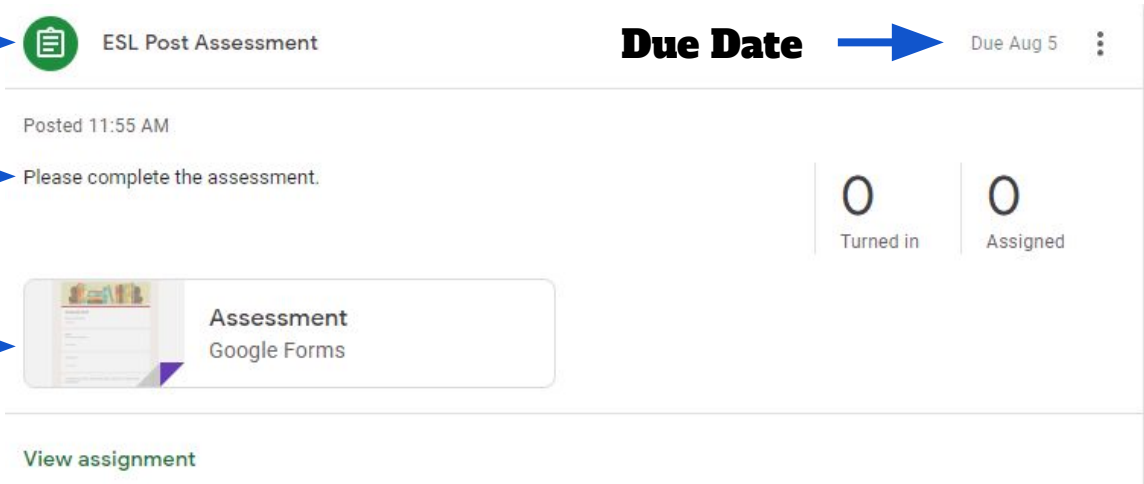
On the main page of the classroom you will find tabs at the top of the screen that will help you navigate between the stream, classwork, people and grades.




Classwork

The classwork tab is where you will find your child's assignments. Teachers may also post links and other resources needed to complete assignments. In addition, teachers may post questions for students to answer in order to facilitate a class discussion on a topic of study.

Assignments: Assignments in Google Classroom are paperless versions of traditional assignments that students would receive through a hand out. The clipboard icon  in the upper left corner indicates that the post is an assignment for students to complete. When a student clicks on an assignment, it will take them to a Google Doc, Google Form or other tasks that they must complete and submit electronically. There may also be links to other resources that will help students complete those assignments. Teachers may grade assignments and return with a score via the classroom as well.



The screenshot shows a classroom assignment post. On the left, three labels with blue arrows point to specific elements: 'Topic' points to the clipboard icon and the text 'ESL Post Assessment'; 'Directions' points to the text 'Please complete the assessment.'; and 'Link to Assignment' points to a card that says 'Assessment Google Forms' with a document thumbnail. On the right, 'Due Date' points to 'Due Aug 5' with a three-dot menu icon. Below the post, there are two circular progress indicators: '0 Turned in' and '0 Assigned'. At the bottom, there is a green link that says 'View assignment'.


Topic →  ESL Post Assessment

Due Date → Due Aug 5

Posted 11:55 AM

Directions → Please complete the assessment.

0 Turned in | 0 Assigned

Link to Assignment → 

[View assignment](#)

Submitting Assignments

How does my child submit completed assignments and how can we tell if assignments are done or late?

When a student opens an assignment there will be a “turn in” button at the bottom of the post. In addition, students will find the same button at the top of assignment document. In the top right hand corner of the assignment post will be status message telling you if the assignment is “not done”, “done” or “late.” You may also see a message indicating that the assignment has been returned with a grade.

Assignments - student view



Students can also submit assignments directly from Google Docs!

Your work

Files you add or create can be viewed and edited by your teacher



Add ▾

TURN IN

**This documents was created and
distributed by the Newark Teachers Union,
AFT/AFL - CIO Local 481**



**Visit us on the web at
<http://newark.nj.aft.org>**

Newark Teachers Union
1019 Broad Street, 3rd Floor
Newark, NJ 07102
Phone: 973-643-8430
Fax: 973-643-8435 or 973-242-5880
Email: mmaillaro@newarkteachersunion.com

John M. Abeigon, President