

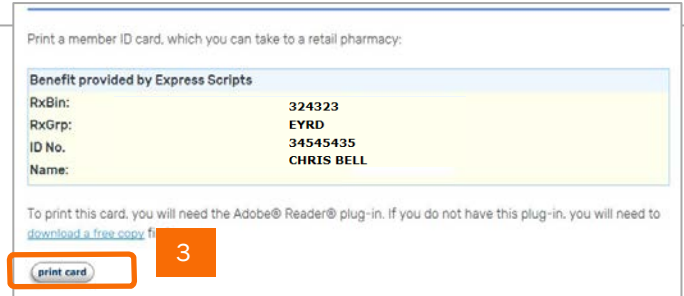
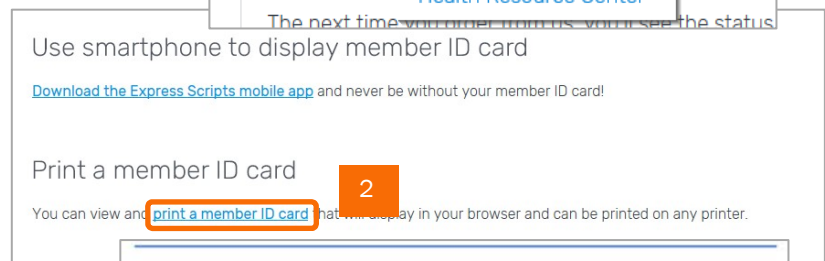
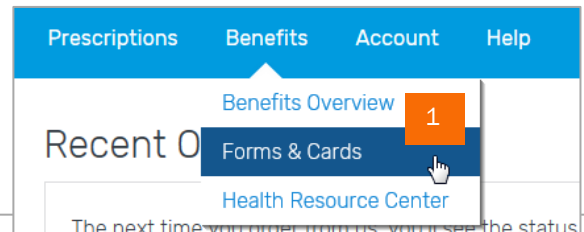
# Print and Virtual Member ID Cards

You can print your member ID card from [express-scripts.com](https://express-scripts.com) or view your virtual member ID card on your smartphone using the **Express Scripts® mobile app**

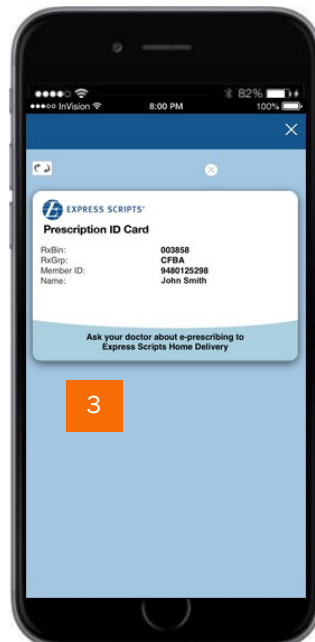
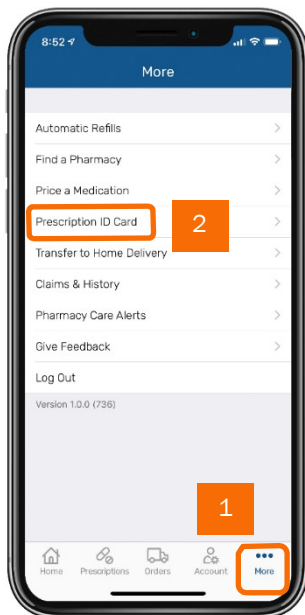
## Print your member ID card

Log in to [express-scripts.com](https://express-scripts.com). If you are a first-time visitor, take a moment to register using your member ID number or Social Security number (SSN).

1. From the home page, select **Forms & Cards** from the menu under **Benefits**
2. Scroll to 'Print a member ID card' and click 'print a member ID card'
3. An image of your **member ID card** will appear. Click 'print card' and follow your printer's prompts, if needed.



## View your virtual member ID card



Log in to the **Express Scripts mobile app**.<sup>1</sup> If you have never registered via the app or [express-scripts.com](https://express-scripts.com), take a moment to register using your member ID number or Social Security number (SSN). Touch and facial recognition ID login are available on some devices.

1. Tap the **menu** on your device.
2. Tap **Prescription ID card** and
3. Your virtual card will appear.

<sup>1</sup> The app is compatible with most iPhone®, iPad®, and Android® mobile devices. Search for "Express Scripts" in your app store and download the app for free.